



**KRAMER**  
*on the safe side*

**Wheel and tele wheeled loaders**

5025, 5035, 5055, 5065, 5065T



**The compact genius  
among wheeled loaders.**

Great Size – great performance.





Developed out of need.  
Created for application.



5025  
5035  
5055  
5065  
5065T

Unrivalled in concept.  
Forward-looking in  
technology and design.



More reach and lift height  
due to a telescoping loading  
system.

Fatigue-free working thanks to  
the spacious and ergonomic  
comfort cab.

Gentle retraction and extension thanks to the final  
position dampening at each end of travel.

Reduced operating  
costs through optimum  
power to weight ratio and  
compact dimensions.

High bucket apron, long bucket  
bottom as well as a large tilt in and tilt  
back angle for safe and quick material  
transport.

High level of reliability through  
easily accessible maintenance  
points and timetested and proven  
components.

Flexible in application with a third control circuit, unpressurised reverse travel  
with a leakage oil line and front plug receptacle.

The hydraulically activated quick-hitch system  
makes the Kramer an all-rounder in seconds without  
leaving the operator's seat. Efficient work with a parallel-  
guided loading system with P-kinematics for wheel  
loaders and with Z-kinematics for the tele wheeled loader.

Excellent traction thanks to 100%  
connectable differential lock.

Safety and time savings thanks to an undivided  
chassis and all-wheel steering for more stability  
and manoeuvrability

Wide and safe entry thanks to the undivided  
chassis and all-wheel steering

Variable drive system optionally up to 30 km/h  
with two types of steering (front axle steering  
and all-wheel steering)



# The core of the loader. The principle of success.

Kramer wheel loaders feature outstanding stability with their tried and tested undivided chassis.

The all-wheel drive ensures a minimal shift in the centre of gravity. Accordingly, a high level of safety against overturning is a given even on narrow curve radii, uneven terrain and with maximum payloads. Even on the road the 5055, 5065 and 5065T models convince with their front axle steering.



1

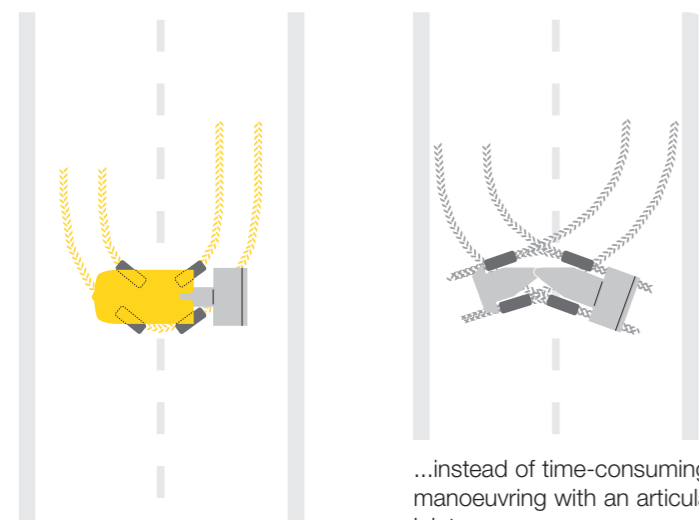


2

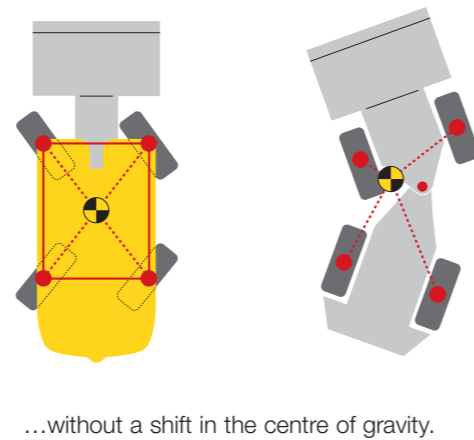


3

## Turning made easy with all-wheel steering...



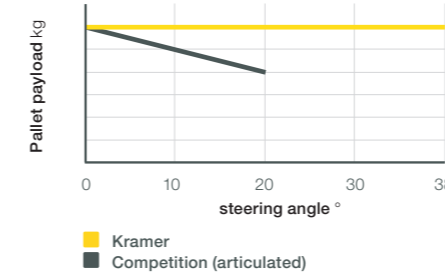
## Undivided chassis for a high level of stability...



## Constant leverage for constant payload



## Constant payload



## Outstanding manoeuvrability

The all-wheel steering and the steering lock of 40 degrees on each axle allow you a high degree of manoeuvrability. This makes many manoeuvres superfluous and shortens traversing and cycle times.

## High stability

Our wheel loaders are designed with an undivided chassis that prevents shifts in the centre of gravity, even on full steering angle. This ensures high levels of stability - even when working on uneven ground.

## Constant payload

The undivided chassis prevents the clearance between the counterweight and loading system from changing. The result: Constant leverage that makes working safe in all load situations. In the process, the payload always stays the same, regardless of the steering angle.

1 Safe material handling with max. manoeuvrability.

2 Safe driving behaviour thanks to the front axle steering even when driving at high speeds.

3 The high level of manoeuvrability in particular convinces where space is limited



**High load-carrying capacity.**  
Easy to place loads at any height.

**Reliable in stacking operation**

Thanks to the P-kinematics, you have optimal control of all transported materials, because it ensures the attachments are moved parallel across the entire lifting range.

**Convincing in bucket operation**

The sophisticated combination of special Kramer bucket shape, high bucket apron, long bottom as well as the 50-degree tilt back and 45-degree tilt forward angles, ensures safe working, even with a full bucket.


**Load stabiliser**



**Protects man and machine:** The load stabiliser dampens oscillations of the loader unit and/or the load, thus ensuring higher travel speeds, as well as more driving stability and comfort.



The parallel motion of the loading system always keeps the load perfectly balanced, no matter whether it is in the bucket or on a pallet.



Simply drive up to the attachment, hitch it up hydraulically from the cab and secure or detach it by pressing the lever while maintaining a clear line of sight.



**Top-Performance of the loading system:**

- Fully automatic load stabiliser for more driving comfort and safety
- P-kinematics for precise parallel guidance of the load across the entire lift height\*
- A thousand-time-tested and proven quick-hitch system for the quick application of different attachments
- Ideal bucket geometry for optimal handling of bulk material

\* 5065T has Z-kinematics with parallel guidance

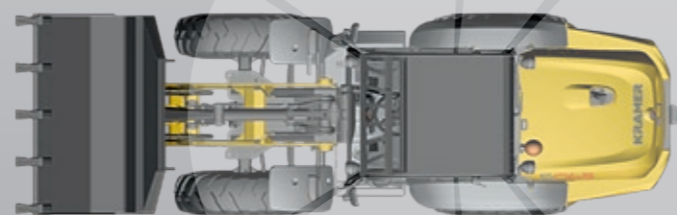


At work with comfort.  
Controlled with ergonomics.



**All-round visibility:** The panoramic cab with 360° all-round visibility and a permanent view of the respective attachment for maximum safety in the working area around the machine.


**Colour-coding on the keypad:**  
four colours for even more safety.



**Roomy cab with perfect all-round visibility:**

- Excellent visibility of the current attachment and work environment
- Generous interior width and height
- Wide entrance and intuitively placed grab handles
- High level of operating comfort through multifunction joystick with integrated arm support
- Safety thanks to the intuitive two-pedal system
- Fully integrated, powerful heating and ventilation
- Ventilation window
- Air-conditioning system for comfortable work in all operating conditions\*

\* not at 5035



- 1 Ventilation window with different opening angles for fresh air circulation as needed
- 2 Wide door opening and step geometry for safe and convenient entry
- 3 The models 5025, 5035, 5055 and 5065 are available as Canopy Version
- 4 Spacious interior with ergonomic operator's controls

Kramer's newly designed cab is characterised by maximum comfort, optimal ergonomics and functionality in every detail.

Kramer compact wheel loaders prove themselves as space savers technically in the cabin and ensure fatigue-free work with their outfitting. Ergonomically positioned operator's controls ensure safe handling of the machine - both for professionals as well as occasional operators.





Proven in driving.  
Safely on the go.

5025  
5035  
5055  
5065  
5065T



Versatile in application with official approval for road use

**Efficient drive system and low operating costs:**

- Application-oriented and efficient drive system with high shear forces
- Simple travel direction change via joystick
- Low sound levels and reduced fuel consumption due to requirement-oriented engine version
- Traction on every subsurface thanks to various tyre options and differential lock



Motor with pump unit

All models in the Kramer compact class have a demand-driven, efficient engine version as well as a continuously variable power transmission thanks to the latest hydrostatic technology.

**The Kramer 5025 and 5035**

achieve incomparable dynamics through the drive system with four wheel hub motors. At the same time, the centre of gravity sits lower, which in turn increases stability.




Wheel hub motor 5025, 5035



Yanmar 4TNV88C

Optionally, the models 5055, 5065 and 5065T can be fitted with a common rail engine that corresponds to the emission standard EPA Tier4 final. The emission standard is achieved by means of a diesel particulate filter (DPF) and diesel oxidation catalyst (DOC).



Drive train 5055/5065

**The Kramer 5055, 5065 and 5065T**

These models offer powerful axial piston, high pressure drive system with excellent shear forces and an infinitely variable power transmission (hydrostatic). They are able to reach a speed of up to 30 km/h when equipped with the optional high speed drive system.

Thanks to the official approval for road use, they can also play their strengths on the road with a load or trailer.



At home in versatility.  
Suited for all tasks.

5025  
5035  
5055  
5065  
5065T



1

1 Safe and easy connection of attachments



2



3

2 Mulching application with **powerflow** performance hydraulics

3 Sweeper application with efficient 3rd control circuit (standard)

**Versatility through 3rd control circuit and **powerflow**:**

- Standard hydraulic quick coupler system
- Increased flexibility through efficient 3rd control circuit
- Up to 24 kW in addition to the powerful drive system of hydraulically activated attachments with increased power requirement thanks to **powerflow**
- Large sized hydraulic radiator for long-time application in power operation



powerflow performance hydraulics



The work hydraulics offer refined working at minimal operating forces and low noise levels in the cab. In addition, the standard third control circuit with continuous function for efficient and convenient operation of hydraulically activated attachments. Matching dimensioned cylinders, efficient flow conditions and adapted discharge volumes enable quick work cycles.

With the optional **powerflow** a powerful drive system of hydraulically activated attachments is possible.

Concept solution for system module

	5025	5035	5055	5065	5065T
<b>HYDRAULIC PERFORMANCE VALUES</b>					
3rd control circuit* l/min	20	20	56	56	56
Auxiliary control circuit l/min	-	40	-	-	-
<b>powerflow</b> performance hydraulics* l/min	-	60	90	90	90
<b>OUTFITTING VARIANTS</b>					
Front power socket	●	●	●	●	●
Unpressurised reflux	-	●	●	●	●
Manual throttle	-	●	●	●	●
Low-speed control	-	●	●	●	●



## Simple maintenance. Rapid service.

We know that every minute of application count for you. That is why we already ensure during the design and development that you can quickly and easily maintain your wheel loader and tele-wheeled loader.

The engine hood can be opened wide so that all maintenance points are conveniently accessible.

### Kramer telematics:

Optionally, you can do well in terms of maintenance with the telematics.

#### Functions:

##### Simple data access in real time

The GSM/GPS unit installed on the machine collects operating data in real time, which can be displayed directly online on the Trackunit Manager.

##### User-friendly monitoring

The Trackunit Manager is user-friendly and intuitive. It offers a range of simple tools that you can use to easily and efficiently track, monitor and manage your machines and fleet.

##### Adaptable and expandable

You can individually design your Trackunit Manager so that it precisely corresponds to your data and information needs. It can be expanded with additional functions if you modify your needs or your business grows.

##### Download reports

You can schedule and download a large selection of management reports. In this way, you simplify procedures and make sound strategic decisions.

##### Maximum transparency

The Trackunit Managers offer you complete transparency of your entire fleet. You can see the current location of each vehicle as well as the movement on a digital map.

##### Preventative alarm features

The integrated alarm module helps you to protect your high quality investment in the machinery and fleet against theft and unauthorised use.

##### Optimised maintenance

The Trackunit Manager helps you to optimise maintenance procedures. This leads to less downtime.

### Top-Performance with maintenance and service:

- Quick maintenance due to good accessibility
- Reliable diagnostics via Kramer diagnostic software KADIAS
- 30,000 spare parts in stock for quick repairs world-wide.



**Quick and easy service:** reduces the downtime of your machine to a minimum.

## Born for reliability. In application for generations.



#### SERVICE-ORIENTED COMPONENT ARRANGEMENT

Air cleaner

Hydraulic oil level

Engine oil level



Committed to efficiency.  
Superior in economies.



1 Max. manoeuvrability at full payload

2 Low clearance width and low operating weight

3 Low overall height for versatile application

4 Easy transport thanks to the compact dimensions

Light enough for cost-advantageous transport, small enough to go anywhere.

The Kramer wheel loaders of the compact class are agile in movement, dynamic in power delivery and slim in design. Their small tail swing radius enables them to work safely in confined areas.

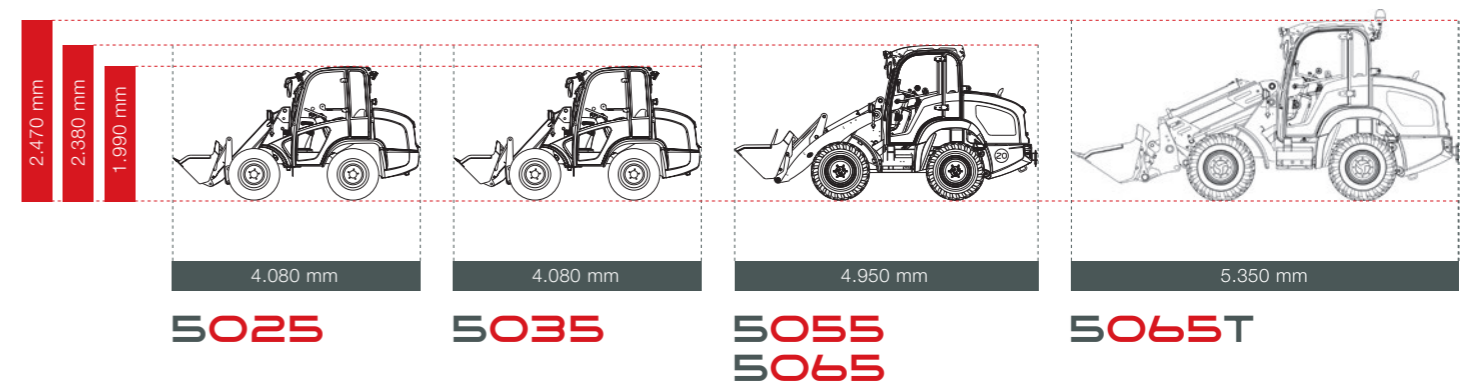
With an optimised power to weight ratio, low shipping weight and continuous high payload, the efficiency calculation with this model series is much in favour of the end user. The economic calculation in any event.

**Power to weight ratio and compact dimensions:**

- Perfect body-mass index (BMI)
- Easy to transport
- More mobility through official approval for road use
- More time and fuel saving, economical application thanks to greater manoeuvrability
- Economic power to weight ratio

Perfect BMI: excellent power to weight ratio, compact dimensions, low overall height

**Body Mass Index**

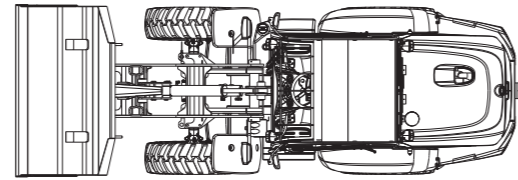


BMI DATA	5025	5035	5055	5065
Payload S = 1,25 kg	650	750	1.600 / 1.750	1.650 / 1600*
Charge weight kg	1.670 / 1.720*	1.670 / 1.720*	3.450 / 3.600*	3.800 / 4.350
Bucket capacity m³	0,25	0,35 - 0,55	0,55 - 1,10	0,65 - 1,10 / 0,65 - 1,10

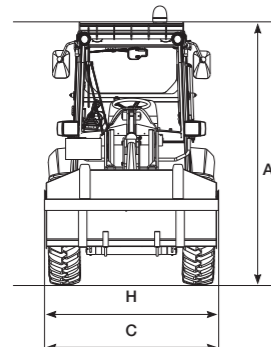
\* CAB



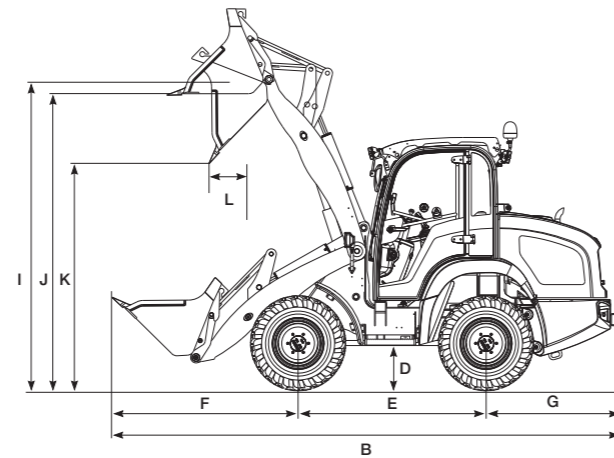
## Technical Data.



Wheel loader with standard bucket and standard tyres (top view)



Wheel loaders with standard bucket and standard tyres (front view)



Wheel loaders with standard bucket and standard tyres (side view)

### DIMENSIONS

	5025	5035	5055	5065	5065T
<b>A</b> Height mm	1.980	1.990	2.380	2.390	2.470
<b>B</b> Length mm	4.080	4.080	4.950	4.950	5.350
<b>C</b> Width* mm	1.200	1.200	1.590	1.595	1.590
<b>D</b> Ground clearance mm	230	230	270	280	280
<b>E</b> Distance between rear wheels mm	1.525	1.525	1.850	1.850	2.000
<b>F</b> Middle of front axle to tip tooth mm	1.360	1.360	1.780	1.780	1.992
<b>G</b> Middle of rear axle to end of vehicle mm	1.195	1.195	1.320	1.320	1.320
<b>H</b> Bucket width mm	1.250	1.250	1.650	1.650	1.650
<b>I</b> Bucket pivotal point mm	2.800	2.800	3.040	3.050	4.270
<b>J</b> Overhead loading height mm	2.690	2.690	2.890	2.900	4.010
<b>K</b> Dumping height mm	2.260	2.260	2.320	2.330	3.500
<b>L</b> Dumping width mm	165	165	300	300	810
Stacking height mm	2.680	2.680	2.820	2.830	4.030
Turning radius of tyres mm	1.950	1.950	2.700	2.700	2.900
Turning radius of bucket mm	2.700	2.700	3.550	3.550	-
Turning radius of stacker mm	2.950	2.950	3.820	3.820	-

\* with standard tyres

The essentials complemented .  
With a great feel for details.

Kramer compact wheel loaders actually already speak for themselves. Even more so if you work with attention to detail. Details that you may not even notice at first glance.

Details, however, that you know to appreciate even more upon second glance. Welcome to the world of Kramer details.



Staggered steps for safe entry and exit

Large-windscreen wiper on the front window with left detent for improved view.

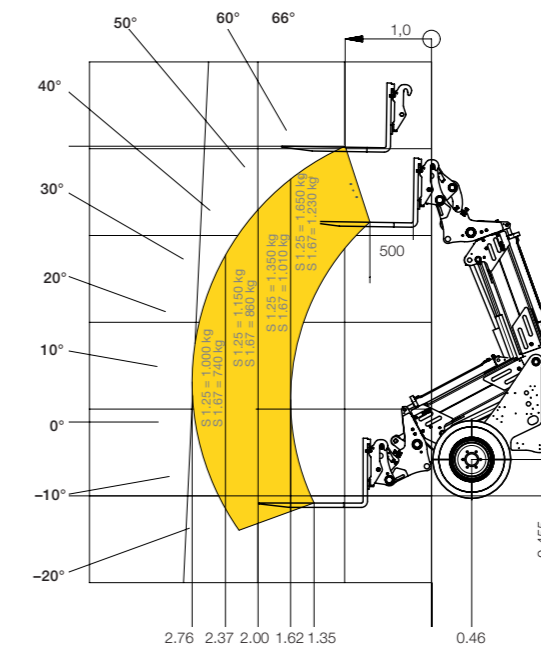
Practical placement of maintenance aids directly at the entry / exit.



	5025	5035	5055	5065	5065T
<b>OPERATING DATA</b>					
Bucket capacity m <sup>3</sup>	0,25	0,35–0,55	0,55–1,10	0,65–1,10	0,65-1,10
Weight kg	1.555	1.670/1.720*	3.450/3.600*	3.800	4.350
Quick-change system	hydraulic	hydraulic	hydraulic	hydraulic	hydraulic
<b>ENGINE</b>					
Make	Yanmar	Yanmar	Yanmar	Yanmar	Yanmar
Type/Model	3TNV88	3TNV88/3TNV84T	4TNV88	4TNV88	4TNV88
Performance kW/hp (optional)	23/31	23/31 (27/37)	35/48	35/48	35/48
Max. torque Nm at rpm 1/min	107 at 1.560	107 at 1.560 124 at 1.560 (option)	136,3 at 1.680	136,3 at 1.680	142 at 1.100
Displacement cm <sup>3</sup>	1.640	1.640/1.496 (option)	2.190	2.190	2.190
Exhaust emission stage	III A				
Emissions	Tested and certified according to 97/68EG * 2004/26 EG				
<b>POWER TRANSMISSION</b>					
Drive unit	Continuously variable, hydrostatic axial piston transmission				
Travel speed km/h	0–20	0–20	0–20, 0–30	0–20, 0–30	0–20, 0–27
Axles	Axle carrier made of cast with wheel hub motors		Planetary steering axle	Planetary steering axle	Planetary steering axle
Overall oscillating angle °	±7	±7	±8	±8	±16
Differential lock	-	Compensation differential	100 % (Option)	100 %	100 % VA
Service brake	Hydrostatic				
Parking brake	Spring-loaded multi-plate braking system, electro-hydraulically controlled	Spring-loaded multi-plate braking system, electro-hydraulically controlled	Mech. disc brake	Mech. disc brake	Mech. disc brake
Standard tyres	28x9.00-15	28x9.00-15	10.5-18	12.0-18	12.15-18
<b>STEERING AND WORK HYDRAULICS</b>					
Functionality	Hydrostatic all-wheel steering	Hydrostatic all-wheel steering with emergency steering properties Front drum steering (option)			
Steering pump	Hydraulic pump via priority valve				
Steering cylinder	Double-acting with independent final position synchronization				
Max. steering lock °	2 x 38°	2 x 38°	2 x 38°	2 x 38°	2 x 38°
Work pump	Gear pump				
Flow rate l/min	20	20, 40 (option), 60 (Option)	56, 90 (option)	56, 90 (option)	50
Pressure bar	240	240	235	235	240
<b>KINEMATICS</b>					
Design system	Z-kinematics with optimised parallel motion		Parallel kinematics	Parallel kinematics	Z-kinematics
Lifting force / shearing force kN	12,6/14,7	12,9/13,1	32,5/28	32,5/28	21,5/41,5
Lifting / lowering the lift cylinder sec	6,0/4,3	6,0/4,3	4,8/3,2	4,8/3,2	6,7/5
Fill shovel / empty shovel sec	2,4/1,5	2,4/1,5	2,1/2,0	2,1/2,0	3,5/3
Tip back / tip forward angle °	40/45	40/45	45/42	45/42	30/40
Tipping load (standard bucket) kg	1.080	1.250	1.980	2.340	2.500
Payload S = 1,25 (stacking) kg	650	750	1.600	1.750	1.650/ 1.600*
Payload S = 1,67 (stacking) kg	485	560	1.200	1.310	1.230/ 1.197*
Digging depth mm	40	40	65	55	43
<b>FILLING VOLUMES</b>					
Fuel tank / hydraulic oil tank l	30/40	30/40	60/58	60/58	60/58
<b>EMMITTED NOISE</b>					
	according to 2000/14/EG				
<b>ELECTRIC SYSTEM</b>					
Operating voltage V	12	12	12	12	12
Battery / alternator Ah/A	72/55	72/55	74/55	74/55	74/80
Starter motor kW	2,3	2,3	2,3	2,3	2,3

\*Canopy

## Load-bearing capacity diagram.



SOBET Load-bearing capacity diagram.

\*Machine with cabin

This brochure is only for general product information. If interested, we will gladly make you an offer. The descriptions, illustrations and technical data are not binding and do not necessarily represent the standard design. We reserve the right to make changes. Despite the greatest care and diligence applied, we cannot rule out deviations from the images or measures, errors in calculation, misprints or omissions in this brochure. We therefore do not give a warranty for the correctness and completeness of our statements in this prospectus





**KRAMER**  
*on the safe side*

**Kramer-Werke GmbH**  
Wacker Neuson Straße 1  
88630 Pfullendorf  
Deutschland  
Tel. 00 800 90 20 90 20\*  
Fax +49(0)7552 9288-234  
info@kramer.de  
www.kramer.de

\* free

